













Eligible Groups	Percentage Uptake	Patients Done	Patients To do
00. All	 58.6%	5,012 / 8,557	3,545
01. Residential care home patients	 96.4%	80 / 83	3
02a. Age 80 years +	 98.6%	1,046 / 1,061	15
02b. Health and social care workers	 74.5%	38 / 51	13
03. Age 75-79 years	 97.1%	812 / 836	24
04a. Age 70-74 years	 91.6%	991 / 1,082	91
04b. Clinically extremely vulnerable / COVID-19 high risk	 79.7%	441 / 553	112
05. Age 65-69 years	 35.2%	309 / 877	568
06. Age 16-64 years with underlying health conditions	 57.6%	940 / 1,633	693
07. Age 60-64 years	 12.4%	85 / 686	601
08. Age 55-59 years	 16.7%	134 / 802	668
09. Age 50-54 years	 15.3%	137 / 894	757